



**STRAMIT
LONGSPAN®**
ROOF AND WALL CLADDING


p r o d u c t t e c h n i c a l m a n u a l



STRAMIT LONGSPAN®

ROOF AND WALL CLADDING

Selection & Specification



Features

- 700mm Cover – quick installation and easy handling.
- Easy Fixing – conventional through fixed screws maximise performance and installation.
- Hi-Tensile Steel – light weight and high strength with improved damage resistance.
- Spring Curving – new data for curved roofs.
- Design Flexibility – long lengths and anti-capillary side laps enable **Stramit Longspan**® cladding to be used effectively on applications from vertical wall cladding and fascias to roofs with pitch as low as 1.5°.
- Fully Tested – a full range of load performance tables to suit most applications.

- Extended Spans – strength and rigidity of the profile allows economical construction.

Applications

The striking linearity, strength, wide cover, light weight and weather resistance of **Stramit Longspan**® cladding make it perfect for many commercial roofing and walling applications. Its excellent strength and ease of assembly allow for long, economical spans. The good water-carrying capacity and weather-tightness permit very low roof pitches, leading to economies in the building structure.

Stramit Longspan® cladding is also used for domestic applications, where a strong but uniform appearance is desired.

IMPORTANT NOTE

The information contained within this brochure is as far as possible accurate at the date of publication, however, before application in a particular situation, Stramit Building Products recommends that you obtain qualified expert advice confirming the suitability of product(s) and information in question for the application proposed. While Stramit accepts its legal obligations, be aware however that to the extent permitted by law, Stramit disclaims all liability (including liability for negligence) for all loss and damage resulting from the use of the information provided in this brochure.

Materials

Stramit Longspan® cladding is manufactured from hi-tensile G550 colour coated steel or zinc-aluminium alloy coated steel. In some locations galvanised and severe environment colour coated steel may be available by arrangement. Colour coated steels are in accordance with AS2728 – Category 3 and, for the substrate, with AS1397. Zinc-aluminium alloy coated AZ150 and galvanised Z450 conform to AS1397.

Stramit has a comprehensive range of colours as standard. Ask your nearest Stramit location for colour availability.

STRAMIT LONGSPAN® CLADDING – SHEETING MASS (kg/m² of roof area)

	ZINCALUME®	COLORBOND®	GALVANISED
0.42mm BMT	4.66	4.74	5.07
0.48mm BMT	5.29	5.37	5.70

Adverse Conditions

Stramit Longspan® cladding will give excellent durability in almost all locations. It is however important to choose the correct coating for each application environment. The table below shows the suitability of coating types for different exposure conditions.

suitability of coating type	site exposure condition				
	benign	moderate	marine	severe marine	very severe marine
ZINCALUME®	✓	✓	✗	✗	✗
GALVANISED Z450	✓	?	✗	✗	✗
COLORBOND®	✓	✓	✓	✗	✗
COLORBOND® ULTRA	N/A	N/A	✓	✓	✗

? Question marks indicate conditions where durability may be diminished, depending on the particular application.

The approximate site exposure conditions in the table above are defined below.

site exposure condition	distance of site from	
	breaking surf	calm surf
benign	100m +	100m +
moderate	401m-1000m	201-1000m
marine	201m-400m	101m-200m
severe marine	100m-200m	0m-100m
very severe marine	0m-100m	N/A

The suitability and exposure tables above are guidelines only; conditions will vary from site to site. If uncertain about the appropriate coating for a particular application, or if the product is to be used in environments affected by industrial emissions, fossil fuel combustion or animal farming, contact your nearest Stramit office for advice.

Compatibility

All building products need to be checked for compatibility with adjacent materials. These checks need to be for both direct contact between materials, and where water runs from one material to another. The following guidelines generally avoid material incompatibility:

- For zinc-aluminium alloy coated steel, colour coated steel and galvanised steel roofs avoid copper, lead, green or treated timber, stainless steel and mortar or concrete.
- In addition galvanised steel roofs should not receive drainage from aluminium or any inert materials, such as plastics, glass, glazed tiles, colour coated and zinc-aluminium alloy. Contact Stramit for more detailed information.

Testing

Stramit has in-house, purpose built, testing equipment used to design, develop and improve products for the Australian market. In addition many Stramit products are tested or witnessed by independent organisations. These include:

- Cyclone Structural Testing Station (James Cook University)
- The University of Sydney
- Monash University
- CSIRO
- University of Queensland
- University of Technology, Sydney

This ongoing research and development activity ensures that Stramit remains at the forefront of innovation, design and consumer information.

Architectural Specification

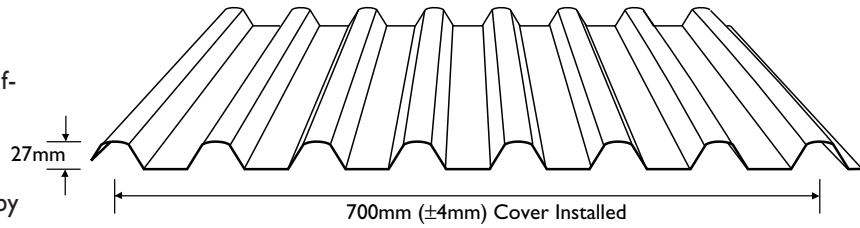
This specification can be found on the Stramit web site and can be easily downloaded onto your documentation.

The roofing/walling shall be 0.42 (or 0.48) mm BMT **Stramit Longspan**® cladding in continuous lengths with trapezoidal ribs 27mm high, spaced at 100mm centres. Sheeting material shall be protected steel sheet to Australian Standard AS1397, with a minimum yield stress of 550MPa (Grade G550) and an AZ150 zinc-aluminium coating with or without an oven-baked paint film of selected colour. The sheeting shall be fixed to the purlins/girts in accordance with the manufacturer's recommendations. Suitable fixing screws in accordance with Australian Standard AS3566, Class 3, shall be used at every support with side lap fasteners installed at mid span if required. Sheets shall be laid in such a manner that the approved side lap faces away from the prevailing weather. A minimum of 50mm shall be provided for projection into gutters. Flashings shall be supplied in compatible materials as specified; minimum cover of flashing shall be 150mm. All sheeting shall be fixed in a workman-like manner, leaving the job clean and weathertight. Repair minor blemishes with touch-up paint supplied by the sheeting manufacturer. All debris (nuts, screws, cuttings, filings etc.) shall be cleaned off daily.

Design

Spans

The spans shown below take account of 'normal' foot traffic and wind resistance including local pressure zone effects. Pressures are based on AS4055 or ASI 170.2. Where the two standards differ, the worst case has been taken for each classification. Data should only be used for buildings 7m or less in height, 1000m² or less in area and unaffected by land topography.



STRAMIT LONGSPAN® CLADDING – MAXIMUM SPAN CHART (mm)													
bmt (mm)	fasteners per sheet at each support	roofs					walls					overhangs	
		pressure (kPa) service -ability	strength	double spans	equal spans	internal (end) span combination	pressure (kPa) service -ability	strength	double spans	equal spans	internal (end) span combination	free edge	stiffened edge
N1 or Region A (sheltered suburban)													
0.42	3 screws	0.76	1.35	1750	1750	2100 (1750)	0.61	1.04	2700	2700	3000 (3000)	200	500
	4 screws	0.76	1.35	1750	1750	2100 (1750)	0.61	1.04	3000	3000	3000 (2500)	200	500
0.48	3 screws	0.76	1.35	2250	2250	2700 (2250)	0.61	1.04	3000	3000	3000 (2500)	250	500
	4 screws	0.76	1.35	2250	2250	2700 (2250)	0.61	1.04	3000	3000	3000 (2500)	250	500
N2 or Region B (sheltered suburban) and Region A (exposed suburban)													
0.42	3 screws	0.78	1.94	1750	1750	2100 (1750)	0.61	1.49	2700	2700	3000 (2500)	150	450
	4 screws	0.78	1.94	1750	1750	2100 (1750)	0.61	1.49	3000	3000	3000 (2500)	200	500
0.48	3 screws	0.78	1.94	2250	2250	2700 (2250)	0.61	1.49	3000	3000	3000 (2500)	200	500
	4 screws	0.78	1.94	2250	2250	2700 (2250)	0.61	1.49	3000	3000	3000 (2500)	250	500
N3 or Region A (rural) and Region B (exposed suburban)													
0.42	3 screws	1.18	2.96	1600	1600	1900 (1550)	0.92	2.25	2050	2050	2350 (1950)	100	400
	4 screws	1.18	2.96	1750	1750	2100 (1750)	0.92	2.25	2500	2500	2650 (2200)	150	450
	5 screws	1.18	2.96	1750	1750	2100 (1750)	0.92	2.25	2550	2500	3000 (2500)	150	450
0.48	3 screws	1.18	2.96	2050	2050	2350 (1950)	0.92	2.25	2500	2500	2800 (2300)	150	450
	4 screws	1.18	2.96	2250	2250	2650 (2200)	0.92	2.25	2900	2900	3000 (2500)	200	500
	5 screws	1.18	2.96	2250	2250	2700 (2250)	0.92	2.25	2850	2900	3000 (2500)	250	500

Internal spans must have both end spans 20% shorter. Values are only valid for use with steel members of 0.75mm or thicker. For more specific applications **Stramit Longspan®** cladding must be designed to the pressure and foot traffic limitations below.

Pressures

STRAMIT LONGSPAN® CLADDING – SERVICEABILITY LIMIT STATE CAPACITY												
thickness bmt(mm)	fasteners per sheet	span type	(kPa) at the spans (mm) shown									
			600	900	1200	1500	1800	2100	2400	2700	3000	
0.42	3	internal	1.66	1.66	1.53	1.39	1.25	1.10	0.95	0.82	0.70	
		equal	1.58	1.58	1.42	1.25	1.07	0.90	0.75	0.62	0.54	
		double	1.58	1.58	1.42	1.25	1.07	0.90	0.75	0.62	0.54	
	4	internal	5.58	5.58	4.52	3.60	2.82	2.16	1.63	1.22	0.93	
		equal	4.93	4.93	3.78	2.82	2.05	1.45	1.03	0.77	0.66	
		double	4.93	4.93	3.78	2.82	2.05	1.45	1.03	0.77	0.66	
5	internal	5.58	5.58	4.52	3.60	2.82	2.16	1.63	1.22	0.93		
	equal	4.93	4.93	3.78	2.82	2.05	1.45	1.03	0.77	0.66		
	double	4.33	4.33	3.60	2.87	2.19	1.59	1.11	0.78	0.65		
0.48	3	internal	2.66	2.66	2.24	1.92	1.69	1.52	1.39	1.26	1.12	
		equal	2.39	2.39	1.98	1.69	1.49	1.34	1.18	0.99	0.71	
		double	2.39	2.39	1.98	1.69	1.49	1.34	1.18	0.99	0.71	
	4	internal	8.67	8.67	6.31	4.57	3.35	2.54	2.03	1.70	1.46	
		equal	7.17	7.17	4.88	3.35	2.42	1.88	1.55	1.25	0.77	
		double	7.17	7.17	4.88	3.35	2.42	1.88	1.55	1.25	0.77	
	5	internal	8.67	8.67	6.31	4.57	3.35	2.54	2.03	1.70	1.46	
		equal	7.17	7.17	4.88	3.35	2.42	1.88	1.55	1.25	0.77	
		double	4.97	4.97	3.94	3.09	2.39	1.84	1.40	1.05	0.79	

STRAMIT LONGSPAN® CLADDING – STRENGTH LIMIT STATE CAPACITY (Non-cyclonic)

thickness bmt(mm)	fasteners per sheet	span type	(kPa) at the spans (mm) shown								
			600	900	1200	1500	1800	2100	2400	2700	3000
0.42	3	internal	7.35	7.35	5.82	4.56	3.56	2.78	2.21	1.80	1.54
		equal	6.98	6.98	5.24	3.89	2.90	2.22	1.79	1.56	1.48
		double	6.98	6.98	5.24	3.89	2.90	2.22	1.79	1.56	1.48
	4	internal	8.57	8.57	6.80	5.35	4.19	3.30	2.64	2.20	1.94
		equal	8.63	8.63	6.49	4.85	3.65	2.83	2.35	2.15	2.15
		double	8.63	8.63	6.49	4.85	3.65	2.83	2.35	2.15	2.15
5	internal	9.39	9.39	8.35	7.36	6.44	5.60	4.86	4.23	3.74	
	equal	9.41	9.41	8.11	6.92	5.85	4.93	4.21	3.71	3.46	
	double	9.41	9.41	8.11	6.92	5.85	4.93	4.21	3.71	3.46	
0.48	3	internal	8.09	8.09	6.62	5.39	4.37	3.55	2.90	2.41	2.06
		equal	7.83	7.83	6.13	4.77	3.72	2.94	2.39	2.03	1.83
		double	7.83	7.83	6.13	4.77	3.72	2.94	2.39	2.03	1.83
	4	internal	9.63	9.63	7.50	5.88	4.69	3.85	3.28	2.91	2.67
		equal	9.58	9.58	7.14	5.43	4.30	3.61	3.20	2.92	2.63
		double	9.58	9.58	7.14	5.43	4.30	3.61	3.20	2.92	2.63
	5	internal	11.18	11.18	9.35	7.91	6.80	5.96	5.33	4.86	4.49
		equal	10.77	10.77	8.76	7.29	6.24	5.50	4.97	4.53	4.08
		double	10.77	10.77	8.76	7.29	6.24	5.55	4.97	4.53	4.08

Tables are based on testing to AS1562 and AS4040 parts 0, 2 and 3. Internal spans must have both end spans 20% shorter. Values only valid for use with steel support members of 0.75mm or thicker.

Foot Traffic

Foot traffic limits for **Stramit Longspan®** cladding are shown for three alternate foot traffic categories.

These are:

- High Maintenance – for applications with repeated maintenance, particularly where personnel may be unfamiliar with correct procedures for walking on metal roofs.
- Normal – based on traditional expectations, with moderate maintenance foot traffic using designated foot paths.
- Controlled – spans that conform to AS1562 but require minimal careful foot traffic only on the designated foot path. Suggested for use only where occasional aesthetic imperfections from foot traffic are acceptable.

STRAMIT LONGSPAN® CLADDING – FOOT TRAFFIC LIMITED SPANS (mm)

thickness bmt	span type	foot traffic limits		
		heavy	normal	controlled
0.42	internal	-	2100	2400
	equal	-	1750	1800
	double	-	1750	1800
0.48	internal	800	2700	3000
	equal	600	2250	2250
	double	600	2250	2250

Tables are based on tests to AS1562 and AS4040 parts 0 and 1.

For more information on foot traffic performance of **Stramit Longspan®** cladding and other Stramit® roofing profiles refer to Stramit's Foot Traffic Guide.

Spring Curving

Stramit Longspan® cladding can be spring-curved, concave and convex, including curved ridges, provided it is sealed at the apex, and within the recommended limits below:

STRAMIT LONGSPAN® CLADDING – SPRING-CURVED RADII LIMITS (m)

bmt (mm)	performance restricted		restricted by drainage at the rainfall intensities shown		
	minimum* radius	lowest neutral radius	370 mm/hr	220 mm/hr	150 mm/hr
0.42	30*	88	78	131	192
0.48	20*	113	78	131	192

*At these radii a maximum support spacing of 1200mm applies, and limit state pressure capacities are reduced by 14% for serviceability and 7% for strength. These reductions apply proportionately, up to the lowest neutral radius.

For more comprehensive information on spring curving **Stramit Longspan®** cladding and other Stramit® roofing profiles refer to the Stramit Spring Curving Guide.

Thermal Expansion

All metal roof sheeting is subject to thermal expansion and, where there is a temperature difference between the sheeting and the structure, this needs to be accommodated. The colour of the sheeting will affect the amount of thermal expansion, and whether the sheet is flat or curved will affect its ability to resist without problems.

Sheet lengths should be limited to those shown below.

STRAMIT LONGSPAN® CLADDING – MAXIMUM SHEET LENGTH (m)

roof colour	light	dark
Flat	25	17
Spring-curved	20	17

Water Carrying

Stramit Longspan® cladding has a superior water-carrying capacity, to most close pitched trapezoidal profiles. This and the decking stiffness enable roof slopes to be as low as 1.5° for many applications. Roof run lengths are the combined lengths of all roof elements contributing to a single pan drainage path. This can include the roof length upstream of a roof penetration that concentrates flow into other pans. The table below gives slopes for 100 year return period rainfall intensity.

STRAMIT LONGSPAN® CLADDING – MINIMUM ROOF SLOPE (degrees)												
rainfall intensity mm/hr	total roof run length (m)										max roof run length(m) at min slope	
	20	25	30	40	50	60	70	80	90	100		110
150					1.5	2.6	3.8	5.2	6.9	8.7	11	50
175	<i>Minimum</i>	1.5	2.4	3.8	5.5	7.4	9.7	13	15			42
200	<i>Slope 1.5°</i>	1.9	3.3	5.2	7.4	10	13	17	20			37
225		2.6	4.5	6.9	9.7	13	17	21	25			33
250		1.5	3.3	5.7	8.7	13	17	21				30
275		2.0	4.2	7.1	11	15	20	25				27
300	1.5	2.6	5.2	8.7	13	18	24					25
325	1.9	3.1	6.3	11	16	21						23
350	2.4	3.8	7.4	13	18	25						21
375	1.5	2.8	4.5	8.7	14	21						20
400	1.9	3.3	5.2	10	17	24						18

Note: Depth of flow in pan = 60% height of underlap (agreed industry standard)

For more information on water carrying performance of **Stramit Longspan**® cladding and other Stramit® roofing profiles refer to Stramit's Roof Slope Guide.

Cyclonic Areas

Cyclonic Data for **Stramit Longspan**® cladding can be found in the Stramit Cyclonic Areas Guide.

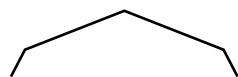
Information on the use of **Stramit Longspan**® cladding in the Darwin area can also be found in deemed-to-comply sheet No M/147/01. This is available from Stramit.

Procurement

Prices

Prices on **Stramit Longspan**® cladding and its accessories can be obtained from your nearest Stramit location or distributor of Stramit products. As Stramit does not provide an installation service, ask your tradesperson for a supply and fix price. Contact your nearest Stramit location for the names of tradespersons in your area.

Related Products



Ridge Capping – standard or custom dimensions




Flashings – a range of custom flashings



Filler Strips – top and bottom; for eaves, ridge and joint sealing

Use only where sealing is preferred to ventilation



Insulation & roofing mesh – a range of mesh, sisalation, plain & foil backed blanket



Translucent sheeting – fibreglass sheeting in a range of shades and densities

Length

Stramit Longspan® cladding is supplied cut-to-length. When designing or transporting long products ensure that the length is within the limit of the local Transport Authority regulations. The manufacturing tolerance on the length of product supplied is +0, -15mm.

Ordering

Stramit Longspan® cladding can be ordered directly, through distributors, or supplied and fixed from a roofing contractor.

Delivery/Unloading

Delivery can normally be made within 48 hours, subject to the delivery location, quantity and material availability, or can be at a pre-arranged date and time. Please ensure that suitable arrangements have been made for truck unloading, as this is the responsibility of the receiver. Pack mass may be up to one tonne. When lifting **Stramit Longspan**® cladding, care should be taken to ensure that the load is spread to prevent damage. Packs must never be placed onto unclad purlins except directly above portal frames.

Handling/Storage

Stramit Longspan® cladding should be handled with care at all times to preserve the product capabilities and quality of the finish. Packs should always be kept dry and stored above ground level while on site. If the sheets have become wet, they should be separated, wiped and placed in the open to promote drying.

Installation

Fasteners

All fastening screws must conform to AS3566 – Class 3. They are to be hexagon headed and must be used with neoprene washers. For connecting to purlins or top hats use:



For steel (0.75bmt or greater)
– No.12 x 45mm self-drilling and threading screws for crest fixing



– No.10 x 16mm self-drilling and threading screws for pan fixing to walls



For timber (F11 or better)
– No. 12 x 65mm type 17 screws for crest fixing



– No.10 x 25mm type 17 screws for pan fixing to walls



Side Laps
– No. 8 x 12mm self-drilling and threading screws, or

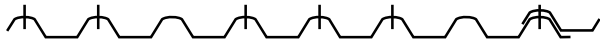


– 3.2mm diameter sealed aluminium pop rivets

Fastener Locations

Stramit Longspan® cladding can be fixed with either 3, 4 or 5 fasteners per sheet at each batten/purlin to meet the required performance values, as shown below:

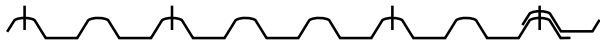
CREST FASTENER LOCATIONS



5 Fasteners per sheet



4 Fasteners per sheet



3 Fasteners per sheet

Side Lap Fastener

VALLEY FASTENER LOCATION (WALLS ONLY)



4 Fasteners per sheet



3 Fasteners per sheet

Side Lap Fastener

Installation

Stramit Longspan® cladding is readily installed with or without fibreglass insulation blanket. If practical lay sheets in the opposite direction to prevailing weather.

Installation of **Stramit Longspan**® cladding is a straightforward procedure using the following fixing sequence:

- 1) Ensure all purlins are in line and correctly installed and that mesh and blanket (if specified) are in place.
- 2) Position and fix the first sheet ensuring the correct sheet overhangs (minimum 50mm). Ensure that screws are not overtightened.
- 3) Continue to fix subsequent sheets checking that sheet ends at the lower edge are exactly aligned.

It is important that the underlap of one sheet does not protrude beyond the overlap of the next – if this is unavoidable, the underlap must be trimmed locally or water ‘drawback’ may occur.

- 4) Measure the overall cover width at top and bottom of the sheets from time to time to avoid ‘fanning’.
- 5) For roof spans exceeding 900mm and wall spans exceeding 1200mm, stitch the sidelaps at midspan.
- 6) Turn up the pans at the upper roof edge and turn down the pans at the lower edge and install flashings.
- 7) Clean up the roof after each days work, removing all screws, cuttings, swarf etc, and leave roof clean and watertight.

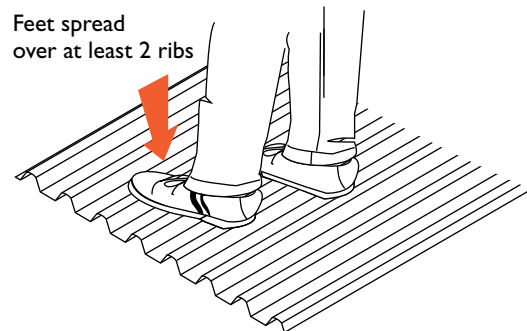
Insulation

Stramit Longspan® cladding is suitable for use with insulating blanket. Glasswool blanket up to 50mm thick can be readily used. Increased thicknesses require longer fasteners and greater care in installation.

Walking

As with all roofing products, we recommend extra caution be taken when walking on the roof. When walking on **Stramit Longspan**® cladding roofing always wear flat rubber soled shoes and place feet only on the ribs, taking care to avoid the last rib or two near edges of the metal roof area.

Walk only on ribs



Good Practice

Stramit recommends that good trade practice be followed when using this product, such as that found in Australian Standards Handbook HB39.

Cutting

Stramit Longspan® cladding can be easily cut, where required, using a power saw with a steel cutting blade or a power nibbler and, for localised cutting, tin snips. Avoid the use of abrasive discs as these can cause burred edges and coating damage. Please dispose of any off-cuts carefully.

Additional Information

Maintenance

Exterior surfaces of metal products unwashed by rain can benefit from occasional washing to remove build-up of corrosive salts. Walls beneath eaves or awnings are such a situation.

Further Information

As well as our standard range of Technical Manuals, Installation Leaflets, Case Studies and other promotional literature Stramit has a series of Guides to aid design.

Please contact your nearest Stramit location, or visit www.stramit.com.au to download this manual or any of the many others available.

References

In preparing this document reference has been made to:

- Standards Australia Handbook – HB39 (Installation code for metal roof and wall cladding)
- BlueScope Steel – Technical Bulletin TB-4 (Maintenance of Colorbond prepainted steel roofing)
- BlueScope Steel – Technical Bulletin TB-1 (Steel roofing and walling products – selection guide)



The Stramit web page can be found at:

www.stramit.com.au

Details of many **Stramit**® products can also be seen on the AIA site 'Product Selector' at:
www.selector.com.au

Building Products

contact numbers for information

		prices	availability	general	technical
			products coating colours	other	advice product data
SYDNEY 33-83 Quarry Road, Erskine Park NSW 2759	phone fax	(02) 9834 0909 (02) 9834 0988		(02) 9834 0900 (02) 9834 0988	
CANBERRA 4 Bass Street, Queanbeyan NSW 2620	phone fax		(02) 6297 3533 (02) 6297 8089		
COFFS HARBOUR 6 Mansbridge Drive, Coffs Harbour NSW 2450	phone fax		(02) 6652 6333 (02) 6651 3395		(02) 4954 5033 (02) 4954 5856
NEWCASTLE 17 Nelson Road, Cardiff NSW 2285	phone fax		(02) 4954 5033 (02) 4954 5856		
ORANGE 51 Leewood Drive, Orange NSW 2800	phone fax		(02) 6361 0444 (02) 6361 9814		
MELBOURNE 2/1464 Ferntree Gully Road, Knoxfield VIC 3180	phone fax	(03) 9237 6300 (03) 9237 6399		(03) 9237 6200 (03) 9237 6299	
ALBURY 18 Ariel Drive, Albury NSW 2640	phone fax		(02) 6041 7600 (02) 6041 7666		
BENDIGO Ramsay Court, Kangaroo Flat VIC 3555	phone fax		(03) 5447 8455 (03) 5447 9677		
HOBART 57 Crooked Billett Drive, Brighton TAS 7030	phone fax		(03) 6263 5536 (03) 6263 6950		(03) 6263 5536 (03) 6263 6950
LAUNCESTON 289 Hobart Road, Kings Meadows TAS 7249	phone fax		(03) 6343 7390 (03) 6343 7381		
ADELAIDE 11 Stock Road, Cavan SA 5094	phone fax		(08) 8262 4444 (08) 8262 6333		(08) 8262 4444 (08) 8262 6333
BRISBANE 57-71 Platinum Street, Crestmead QLD 4132	phone fax		(07) 3803 9999 (07) 3803 1499		
TOWNSVILLE 402-408 Bayswater Road, Garbutt QLD 4814	phone fax		(07) 4779 0844 (07) 4775 7155		
CAIRNS Vickers Street, Edmonton QLD 4869	phone fax		(07) 4045 3069 (07) 4045 4762		
MACKAY Brickworks Court, Glenella QLD 4740	phone fax		(07) 4942 3488 (07) 4942 2343		(07) 3803 9999 (07) 3803 1499
MARYBOROUGH 10 Activity St, Maryborough QLD 4650	phone fax		(07) 4121 2433 (07) 4123 3139		
ROCKHAMPTON 41 Johnson St, Parkhurst QLD 4702	phone fax		(07) 4936 2577 (07) 4936 4603		
SUNSHINE COAST Unit 1, 5 Kerryl St, Kunda Park QLD 4556	phone fax		(07) 5456 4083 (07) 5456 4862		
MURWILLUMBAH 6 Kay Street, Murwillumbah NSW 2484	phone fax		(02) 6672 8542 (02) 6672 6798		
DARWIN 55 Albatross Street, Winnellie NT 0820	phone fax		(08) 8947 0780 (08) 8947 1577		
PERTH 605-615 Bickley Road, Maddington WA 6109	phone fax		(08) 9493 8800 (08) 9493 8899		
BUNBURY 25 Proffit Street, Bunbury WA 6230	phone fax		(08) 9721 8046 (08) 9721 8017		

® Registered trademarks of Stramit Corporation Pty Limited. ABN 57 005 010 195 trading as Stramit Building Products

A member of the Fletcher Building Group

COLORBOND® and ZINCALUME® are registered trademarks of BlueScope Steel Limited

© Stramit Corporation Pty. Limited March 2010.