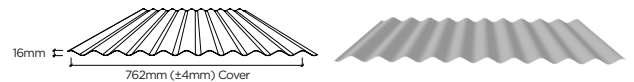


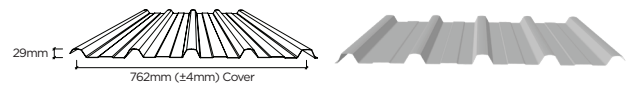
CORRUGATED ROOF AND WALL CLADDING

- Lightweight and easy to handle
- Cost-effective to use and quick to install
- 5 degree minimum roof pitch to suit most traditional applications
(Also available in Bullnosing and Curving)



MONOCLAD® ROOF AND WALL CLADDING

- 29mm ribs provide excellent spanning and water-carrying capacity
- Stramit Monolap® lap joint system allows for single plane, long run roofs
- Suitable for 2 degree minimum roof pitch



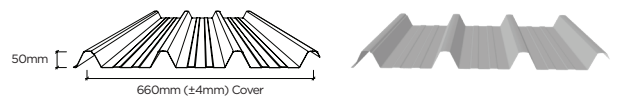
STRAMIT LONGSPAN® ROOF AND WALL CLADDING

- Cost-effective to use and easy to install
- Architectural flexibility for curved roofs and roof pitches as low as 3 degrees
- Variable fixing screw patterns give design flexibility



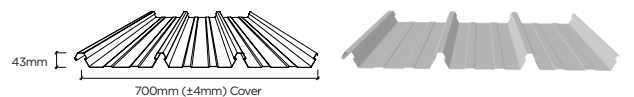
CAPACITYPLUS™660 DEEP ROOF CLADDING

- 50mm ribs improve weather tightness and water-carrying capacity
- Suitable for roof pitches as low as 1 degree
- Rigid profile provides additional spanning capacity



SPEED DECK ULTRA® CONCEALED FIXED DECKING

- Outstanding wind load resistance and water-carrying capacity
- Suitable for roof pitches as low as 1 degree
- Stramit FarLap® roof lap joint system is the ideal solution for long run roofing



C-CLAD 280 WALL SHEETING

- Durable system of interlocking panels with fully concealed fasteners
- Suitable for horizontal and vertical applications, or any angle in between
- Low profile for easy flashing and cleaning.




PREMIER 300 ARCHITECTURAL CLADDING

- Wide cover makes it cost-effective to use
- Durable system of interlocking panels with fully concealed fasteners
- Suitable for horizontal and vertical applications, or any angle in between




K-PANEL® WALL SHEETING

- Wide cover makes cost-effective to use
- Quick to install with simple conventional fastening
- Lower profile facilitates smaller flashings for small projects




MINI CORRY® PANELLING

- Small rib size visually complements Stramit® Corrugated roof sheeting
- Conventional fixing for quick installation and seamless finish
- Roll formed to deliver consistent profile and lengths made to order



STRAMIT MINIRIB® PANELLING

- Ideal for internal wall linings, fascias, eaves, transport siding and transportable buildings
- Conventional fixing makes it quick to install
- Stramit's widest cover cladding.

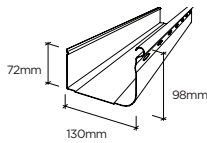


For more detailed information and to view the full product range visit our website.

QLD | NT GUTTERING, FASCIA AND RAINWATER

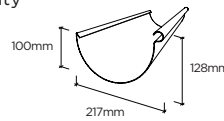
QUEENSLANDER QUAD® GUTTER

- Attractive high front to conceal roof lines
- Large water capacity
- Overflow slots available on request
- Available QLD only



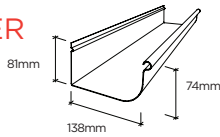
200 HALF ROUND GUTTER

- Large stormwater capacity
- Ideal for traditional and contemporary buildings



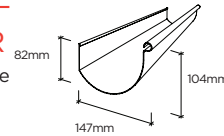
QUAD 150 GUTTER

- Large water capacity
- Superior strength of hi-tensile steel



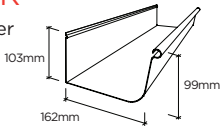
FLATBACK HALF ROUND GUTTER

- External brackets provide unobstructed flow
- Snap clips and stiffeners for fast installation



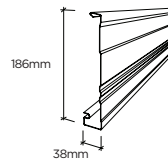
QUAD 175 GUTTER

- Largest quad shaped gutter
- Great water capacity to collect rainwater from the roof



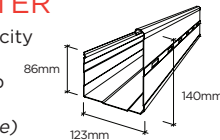
FASCIA

- Never warps, shrinks or splinters
- Can be used with all Stramit gutter profiles



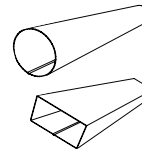
M-PATTERN GUTTER

- Large water carrying capacity
- Neat square line
- Available with slots to help stormwater overflow (M Pattern Capping available)



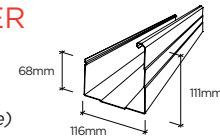
DOWNPIPES

- Round and rectangle
- Both styles are complemented by a range of accessories



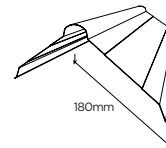
COMPACT GUTTER

- Neat and economical
- Square line design
- Available QLD only (Compact Capping available)



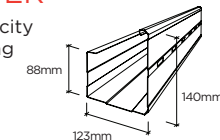
ROLL TOP RIDGE

- A very attractive product for the roof ridge



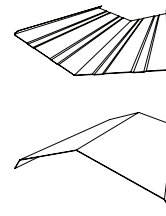
S-PATTERN GUTTER

- Large water carrying capacity
- Return on back for securing directly to roof sheeting.
- Great for patios, sheds and carports
- Available QLD only



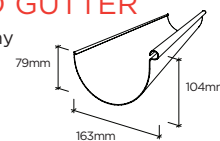
FLASHING RANGE

- A wide range of flashing, barge caps, corner trims, capping, covers and foot moulds are available



150 HALF ROUND GUTTER

- Classic lines to enhance any architectural design
- External brackets providing unobstructed flow and easy cleaning.



COLORBOND® STEEL COLOUR RANGE

MANOR RED™	COTTAGE GREEN™
JASPER™	DEEP OCEAN™
CLASSIC CREAM™	IRONSTONE™
SURFMIST™	MONUMENT™
PAPERBARK™	BASALT™
DUNE™	COVE™
SHALE GREY™	GULLY™
WINDSPRAY™	MANGROVE™
EVENING HAZE™	NIGHT SKY™
WOODLAND GREY™	TERRAIN™
PALE EUCALYPT™	WALLABY™

The printed steel colours shown have been reproduced to represent actual COLORBOND® colours as accurately as possible. However we recommend checking your chosen colour against an actual product sample before purchasing as varying light conditions and print limitations affect colour tones.

Stramit® is a registered trademark of Stramit Corporation Pty Limited. ABN 57 005 010 195 trading as Stramit Building Products. Part of the Fletcher Building Group. COLORBOND®, ZINCALUME®, BlueScope and ® and TM colour names are trademarks of BlueScope Steel Limited. STR009-AUG19