

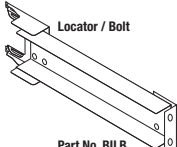
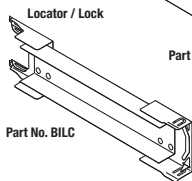
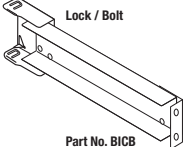
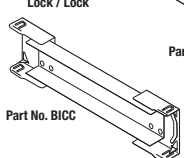
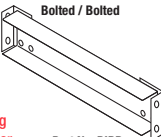
# Bridging – Up the slope

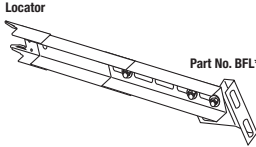
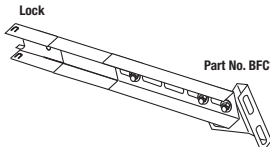
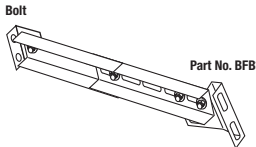

Customer \_\_\_\_\_

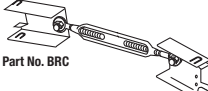
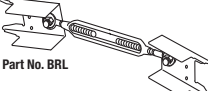
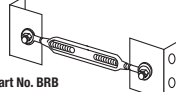
Project \_\_\_\_\_

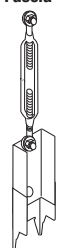
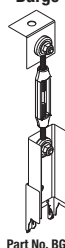


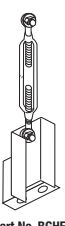
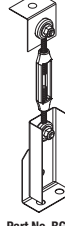
Delivery address \_\_\_\_\_

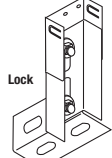
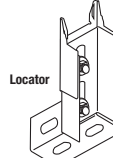
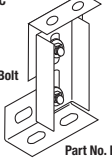
Page	of
Order no.	
Delivery date	

INTERMEDIATE BRIDGING	PART NO.	PURLIN SIZE	NO. REQ.	PURLIN CTRS	MARK NO.
 Locator / Bolt Part No. BILB					
 Locator / Lock Part No. BILC					
 Lock / Bolt Part No. BICB					
 Lock / Lock Part No. BICC					
 Bolted / Bolted Part No. BIBB					
<p>Note: For Swivel Intermediate Bridging add 'S' to Part Number</p>					

FASCIA BRIDGING	PART NO.	PURLIN SIZE	NO. REQ.	PURLIN CTRS	MARK NO.
 Locator Part No. BFL*					
 Lock Part No. BFC*					
 Bolt Part No. BFB*					
 Roof Pitch					
<p>Fascia Size* 100 150 200 230 250 260 Select Fascia Purlin size and include in Part No.</p>					

RIDGE BRIDGING	PART NO.	PURLIN SIZE	NO. REQ.	PURLIN CTRS	MARK NO.
 Part No. BRC					
 Part No. BRL					
 Part No. BRB					

GIRT HANGER	PART NO.	PURLIN SIZE	NO. REQ.	PURLIN CTRS	MARK NO.
 Fascia Part No. BGHFL					
 Barge Part No. BGHBL					
 Locator Part No. BGHFC					
 Lock Part No. BGHBC					
 Bolt Part No. BGHFB					
 Barge Part No. BGHBB					

GIRT STOOL/FOOT	PART NO.	PURLIN SIZE	NO. REQ.	PURLIN CTRS	MARK NO.
 Lock Part No. BGFC					
 Locator Part No. BGFL					
 Bolt Part No. BGFB					